

**BATHROOMS
AND
KITCHENS**

**Township of Denville
Construction Department
973.625.8300
ext 251**

Township of Denville



Guide For Renovating Kitchens/Bathrooms

EFFECTIVE Jan 1, 2006 all contractors performing residential home improvements are required to be registered with the State as a Home Improvement Contractor. A copy of this registration shall be submitted with each Construction Permit Application. Please see the NJ Div. of Consumer Affairs web site for further information. <http://www.state.nj.us/lps/ca/contractor.htm>

Permit Needed:

Building

1. Add or removal of walls
2. Add or enlarge any windows/doors
3. Any structural changes to ceiling or floor joist.
4. Sheetrock removal or install of more than 25% of any wall surface.

Electrical

1. Add any fixtures/outlets/switches
2. Add any wiring
3. Change regular outlet to GFI

Plumbing

1. Add any fixtures to room, any gas piping
2. Move location of existing fixtures or break any traps

When permits are needed, complete the following forms and technical sections as applicable

1. Construction permit folder
2. Building Subcode Technical (cost excluding cabinet cost)
3. Electrical Subcode Technical
4. Plumbing Subcode Technical

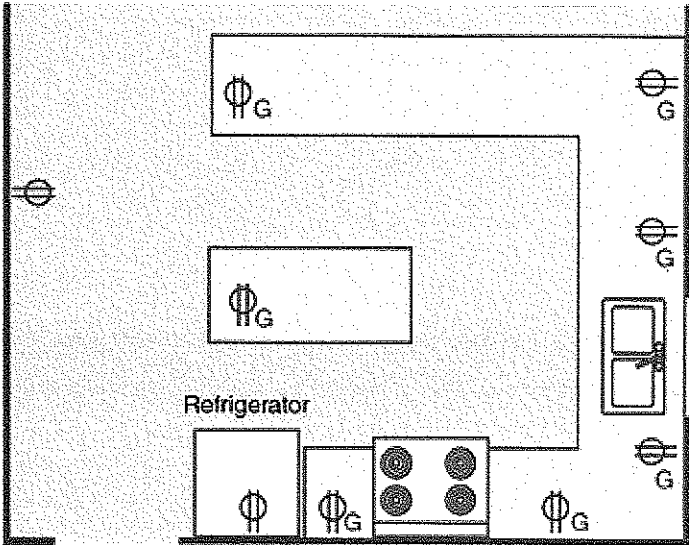
***** NOTE:** If anyone other than the homeowner performs Electrical or Plumbing work, the applicable technical *MUST BE SEALED* by the contractor who is performing the work.

Submit three sets of scaled drawings (1/8" or 1/4" scale). All drawings should indicate owner's name, address of job site, block and lot numbers. To draw your own plans, you must be the owner and occupant of said Single Family Home. If not, you will need drawings done by a New Jersey Registered Architect. * The homeowner's signature must be on the plans that they prepare.

The plans shall show before and after drawings, with walls, windows, doors, cabinets and any other building changes being made. For new walls, supply a cross section drawing. For new windows, show a framing detail if windows are a different size. Also an electrical and plumbing layout is needed.

Call 973.625.8300 ext. 507 for all inspections

You must have your permit number to schedule all inspections.



G = GFCI protection required

Exhibit 210.13 GFCI-protected receptacles shown in accordance with 210.8(A)(6) to serve countertop surfaces in dwelling unit kitchens.

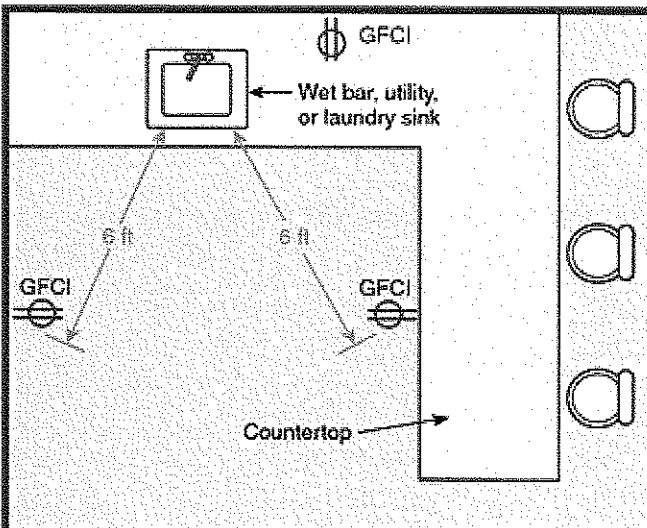


Exhibit 210.14 GFCI protection of receptacles located within 6 ft of a wet bar sink in accordance with 210.8(A)(7).

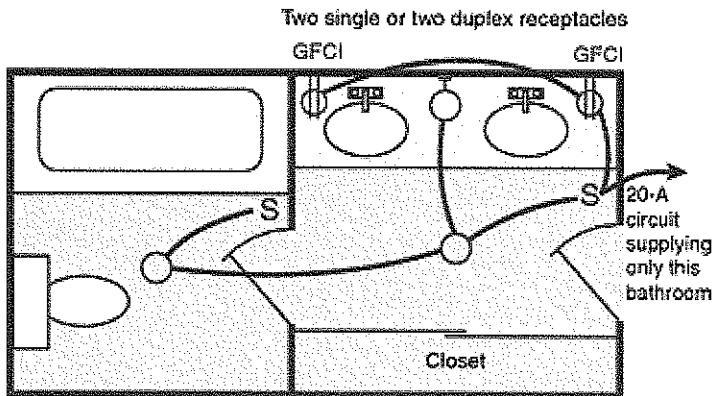
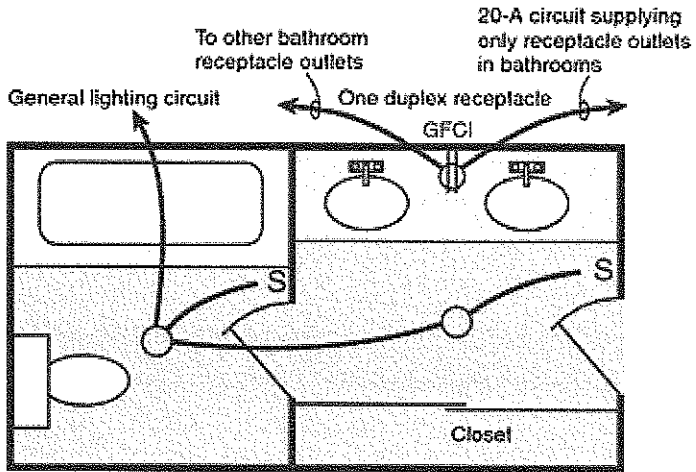


Exhibit 210.9 GFCI-protected receptacles in bathrooms in accordance with 210.8(A)(1).

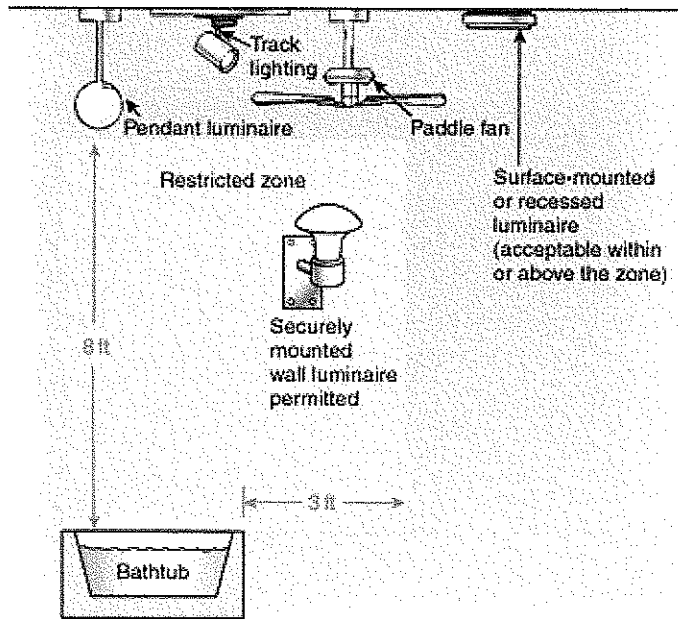


Exhibit 410.1 Luminaires, lighting track, and suspended (paddle) fan located near a bathtub.

680.71 Protection.

Hydromassage bathtubs and their associated electrical components shall be on an individual branch circuit(s) and protected by a readily accessible ground-fault circuit interrupter. All 125-volt, single-phase receptacles not exceeding 30 amperes and located within 1.83 m (6 ft) measured horizontally of the inside walls of a hydromassage tub shall be protected by a ground-fault circuit interrupter.

Hydromassage bathtubs (see definition in 680.2) are required to be protected by a GFCI. In addition, all 125-volt, single-phase, 15-, 20-, and 30-ampere receptacles within 5 ft of the inside wall of the hydromassage bathtub are required to be GFCI protected.

Hydromassage bathtubs are treated the same as ordinary bathtubs in regard to the installation of luminaires, switches, and other electrical equipment. See 410.10(D) for special requirements relating to cord-connected luminaires, hanging luminaires, and pendants near bathtubs. Also see 210.8(A)(1) and (B)(1) for requirements for GFCI protection of bathroom receptacles. The GFCI device protecting the hydromassage bathtub is required to be readily accessible. Where the GFCI device is installed in the space under a hydromassage bathtub, the opening to that space must provide the ready access that is now specifically required.

680.72 Other Electrical Equipment.

Luminaires, switches, receptacles, and other electrical equipment located in the same room, and not directly associated with a hydromassage bathtub, shall be installed in accordance with the requirements of Chapters 1 through 4 in this Code covering the installation of that equipment in bathrooms.

680.73 Accessibility.

Hydromassage bathtub electrical equipment shall be accessible without damaging the building structure or building finish.

Section 680.73 requires access to electrical equipment associated with a hydromassage tub. Building codes and plumbing codes might not require access to this equipment. This requirement is intended to ensure that the electrical equipment associated with hydromassage bathtubs can be accessed for maintenance and repair without damaging the finish or structure of the building. Access may be either an integral part of the tub or one that is provided in the finish that encloses the tub. See Exhibit 680.19.

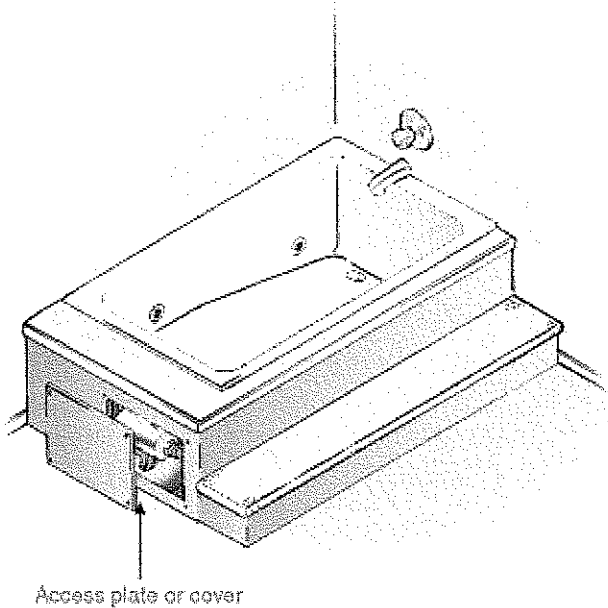


Exhibit 680.19 Access plate for hydromassage tub electrical equipment, located as described in 680.73.

680.74 Bonding.

All metal piping systems and all grounded metal parts in contact with the circulating water shall be bonded together using a solid copper bonding jumper, insulated, covered, or bare, not smaller than 8 AWG. The bonding jumper shall be connected to the terminal on the circulating pump motor that is intended for this purpose. The bonding jumper shall not be required to be connected to a double insulated circulating pump motor. The 8 AWG or larger solid copper bonding jumper shall be required for equipotential bonding in the area of the hydromassage bathtub and shall not be required to be extended or attached to any remote panelboard, service equipment, or any electrode.

The bonding requirement for hydromassage bathtubs requires interconnection between metal piping systems and metal parts associated with the water recirculation system only at the hydromassage bathtub location. As is the case with swimming pool bonding, this section does not require the installation of a bonding conductor from the hydromassage bathtub pump motor to the service equipment or panelboard from which the hydromassage bathtub branch circuit originates even if there is no metal piping or metal parts in the vicinity of the hydromassage bathtub.

The bonding required by 680.74 is intended to create a local equipotential plane, and the equipment grounding conductor of the branch circuit supplying the hydromassage tub provides the path for ground fault current. As is the case with other bonding requirements in Article 680, the 8 AWG copper bonding conductor is required to be a solid conductor. Solid conductors are required for Article 680 equipotential bonding applications in order to provide an added level of resistance to physical damage.